

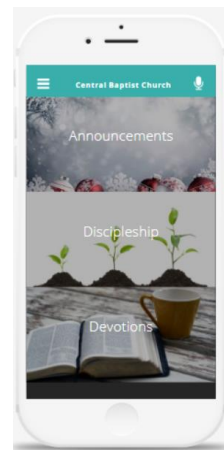
Check out Central's new App!

Get the latest:

Announcements

Grow as a Disciple with links to outside **Discipleship** resources and get **Devotions** written by our Staff and Leadership team!

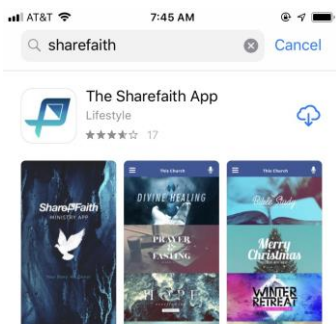
There is more!



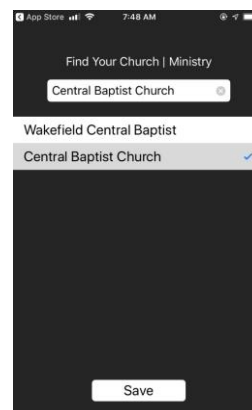
How do you get the App?

Step by Step below...

1. Go to the App Store or Google Play and download **The Sharefaith App**

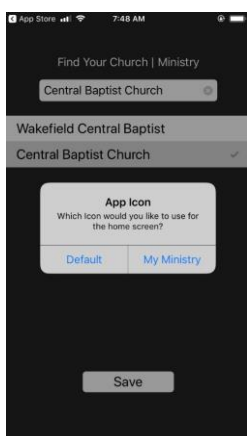


2. When you open app, you will be prompted to find your church. Type in Central Baptist and when you see our church pop up, choose it and **Save** it.

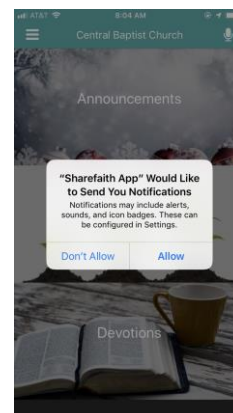


3. When prompted, choose **Yes** for My Ministry as the icon to be used on your home screen.

Doing this means the Central logo will be used



4. When asked, choose **Allow** for notifications to be sent. We will not send lots of notifications, we promise! Usually once per week unless there is an urgent announcement, e.g. "church is cancelled due to snow"



You are ready to open and check out the new App!

If you have questions or feedback, please see Pamela Westbrooks.